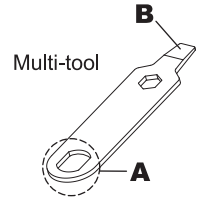


- Never disassemble any parts that are not described in this manual. Never modify any parts of the Muka, Smart Pump, or Wide Mouth Bottle.
- Always use original SOTO parts and replacements for safety. Use of non-SOTO parts will void the warranty. Alteration and modification will also void the warranty.
- Always carry the Multi-tool and replacement parts.


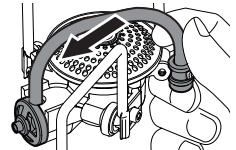


◆ Replacing the Generator Unit and Generator Joint

! Continued use of the Muka will eventually reduce its flame output. Testing at SOTO's labs reveals that after continuous burning of 20 liters of fuel, output is reduced. This volume of fuel is equivalent to approximately 40 700 ml Wide Mouth Bottles. If the flame output appears to be weak, replace the generator unit. Cleaning the spring (located inside the generator unit) and the nozzle will not resolve the burning performance.

Be sure to follow this instruction when replacing the Generator Unit. Failure to follow this instruction may result in deforming the Generator Unit.

- ① Use part A of the Multi-tool to remove the Generator Joint.
- ② Use part B of the Multi-tool to remove Screw +/-M4 x 6.
- ③ To remove the Generator Unit, gently push the unit as shown in the illustration.
- ④ Replace the old generator unit with a new generator unit. Secure with a new Screw +/-M4 x 6.
Installed Generator Unit at the Burner Head is set slightly loose. The gap will compensate for the expansion and contraction of the Generator Unit which depends on the temperature of the Generator Unit.
- ⑤ Use part A of the Multi-tool to install a new Generator Joint.

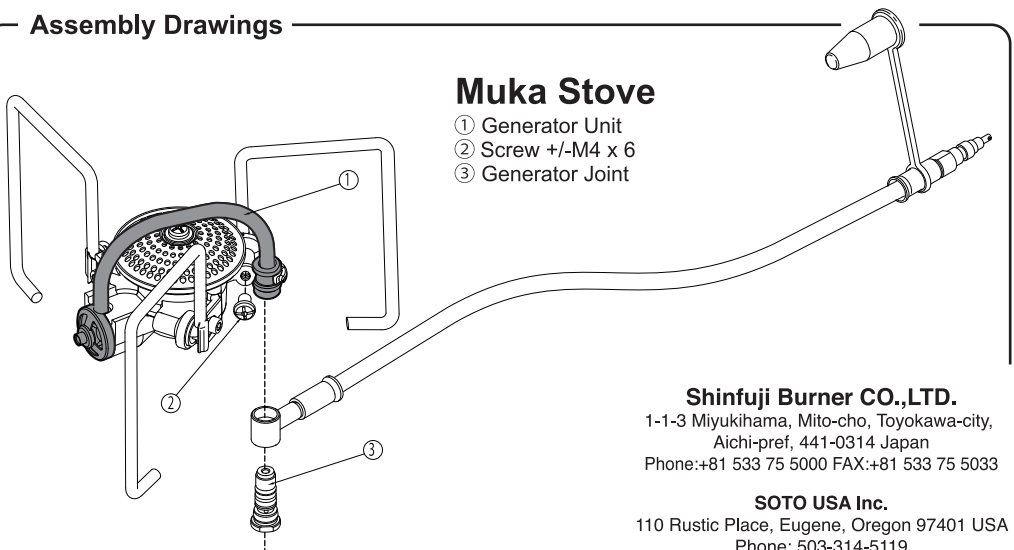


- !** The generator pipe is made of soft material. NEVER apply excessive pressure or deform it when replacing or at any time.
- !** The generator unit means the unit combined with the generator pipe and the installed jet. The projectile direction of the fuel from the nozzle is set at a specific angle. Do not bend or press to modify the generator pipe and the jet. Do not attempt to unscrew the jet from the generator unit.

Assembly Drawings

Muka Stove

- ① Generator Unit
- ② Screw +/-M4 x 6
- ③ Generator Joint



Shin Fuji Burner CO.,LTD.

1-1-3 Miyukihama, Mito-cho, Toyokawa-city,
Aichi-pref, 441-0314 Japan
Phone:+81 533 75 5000 FAX:+81 533 75 5033

SOTO USA Inc.

110 Rustic Place, Eugene, Oregon 97401 USA
Phone: 503-314-5119
info@sotooutdoors.com www.sotooutdoors.com